



Investor Presentation

July 2021

Disclosures

Forward-Looking Statements: This presentation contains forward-looking statements within the meaning of the Private Securities Litigation Reform Act of 1995. Forward-looking statements may be preceded by, followed by or include the words “believes,” “expects,” “anticipates,” “intends,” “plans,” “estimates” or similar expressions. These statements are based on the beliefs and assumptions of our management. Generally, forward-looking statements include information concerning our possible or assumed future actions, events or results of operations. Forward-looking statements specifically include, without limitation, the information in this presentation regarding: projections; efficiencies/cost avoidance; cost savings; forward loss reserves; income and margins; earnings per share; growth; economies of scale; the macro economy; capital expenditures; future financing needs; future acquisitions and dispositions; litigation; potential and contingent liabilities; management’s plans; and integration related expenses.

Although we believe that the expectations reflected in the forward-looking statements are based on reasonable assumptions, these forward-looking statements are subject to numerous factors, risks and uncertainties that could cause actual outcomes and results to be materially different from those projected. We cannot guarantee future results, performance or achievements. Moreover, neither we nor any other person assumes responsibility for the accuracy and completeness of the forward-looking statements. All written and oral forward-looking statements made in connection with this presentation that are attributable to us or persons acting on our behalf are expressly qualified in their entirety by “Risk Factors” and other cautionary statements included herein.

The information in this presentation is not a complete description of our business or the risks. There can be no assurance that other factors will not affect the accuracy of these forward-looking statements or that our actual results will not differ materially from the results anticipated in such forward-looking statements. Factors that could cause actual results to differ materially from those estimated by us include, but are not limited to, those factors or conditions described under “Risk Factors” in the Annual Report on Form 10-K for the year ended December 31, 2020 and the following: our ability to manage and otherwise comply with our covenants with respect to our outstanding indebtedness; our ability to service our indebtedness; our end-use markets are cyclical; we depend upon a selected base of industries and customers; a significant portion of our business depends upon U.S. Government defense spending; we are subject to extensive regulation and audit by the Defense Contract Audit Agency; contracts with some of our customers contain provisions which give the customers a variety of rights that are unfavorable to us; further consolidation in the aerospace industry could adversely affect our business and financial results; our ability to successfully make acquisitions or enter into joint ventures, including our ability to successfully integrate, operate or realize the projected benefits of such businesses; we rely on our suppliers to meet the quality and delivery expectations of our customers; we use estimates when bidding on fixed-price contracts which estimates could change and result in adverse effects on our financial results; the impact of existing and future laws and regulations; the impact existing and future accounting standards and tax rules and regulations; environmental liabilities could adversely affect our financial results; cyber security attacks, internal system or service failures may adversely impact our business and operations; and other risks and uncertainties.

We caution the reader that undue reliance should not be placed on any forward-looking statements, which speak only as of the date of this presentation. We do not undertake any duty or responsibility to update any of these forward-looking statements to reflect events or circumstances after the date of this presentation or to reflect actual outcomes.

Non-GAAP Financial Measures: This presentation includes certain non-GAAP financial measures, such as EBITDA and free cash flow. For a reconciliation of such non-GAAP financial measures to the closest GAAP measure as well as why management believes these measures are useful, see “Non-GAAP Financial Measures” in the Appendix of this presentation.

Other: The inclusion of information in this presentation does not mean that such information is material or that disclosure of such information is required.


Industry and Customer Information: Market data and industry information used throughout this presentation are based on management’s knowledge of the industry and the good faith estimates of management. We also relied, to the extent available, upon management’s review of independent industry surveys and publications and other publicly available information prepared by a number of third party sources. All of the market data and industry information used in this presentation involves a number of assumptions and limitations, and you are cautioned not to give undue weight to such estimates. Although we believe that these sources are reliable, we cannot guarantee the accuracy or completeness of this information, and we have not independently verified this information. While we believe the estimated market position, market opportunity and market size information included in this presentation are generally reliable, such information, which is derived in part from management’s estimates and beliefs, is inherently uncertain and imprecise. No representations or warranties are made by the Company or any of its affiliates as to the accuracy of any such statements or projections. Projections, assumptions and estimates of our future performance and the future performance of the industry in which we operate are necessarily subject to a high degree of uncertainty and risk due to a variety of factors, including those described above. These and other factors could cause results to differ materially from those expressed in our estimates and beliefs and in the estimates prepared by independent parties. Further, the inclusion of customer logos or references to specific programs in this presentation is not an endorsement of the Company.

Our Rich History



1849

Founded as a watch business, & then general store, during Gold Rush years.



1950s

Becomes largest metals materials supplier to the Aerospace industry in Southern Calif.



2000s

Expands into Engineered Products through strategic acquisitions.



1848

California becomes part of the United States.



1930s

Provides aircraft aluminum to Aerospace pioneers Lindbergh, Douglas and Lockheed.



1960s

Diversifies into distribution of electronic components for the Aerospace industry.



2017+

Sharpens strategic focus on Aerospace & Defense along with streamlining the organization and acquiring three companies.

Company Snapshot

Manufacturer of complex electronics and structural systems for commercial aerospace and military, defense and space programs



Extensive Offerings
on Commercial and
Military Fixed Wing Aircraft



Diverse Content on
Key Missile Platforms
Land, Sea and Air




Expansive Footprint
for Commercial and
Military Rotary Aircraft



COVID-19 Priorities


Safety & Cleanliness

Strict company-wide safety practices and controls to CDC guidelines implemented




Business Continuity

All Performance Centers continue to operate as essential businesses to meet customer needs



Community Support

Financially supporting the response in the communities in which we operate



Investment Highlights

Sharpened Business Strategy

- Balanced portfolio of defense and commercial aerospace
- Transforming into a higher margin innovative solutions provider
- Investment in organic growth and strategic acquisitions

Defendable Niche

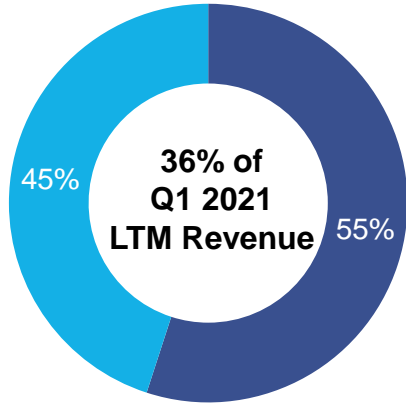
- Unique, sought-after range of capabilities
- Established relationships with blue-chip industry leaders
- Strategically positioned on key defense and commercial aerospace platforms

Strong Financials

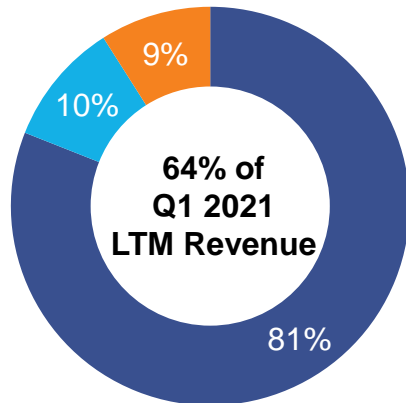
- Focused on driving profitable top-line growth
- Margin expansion through process improvements, supply chain initiatives and asset optimization
- Lean cost structure and ability to adjust spending for rapidly changing business environment

Two Business Segments – Revenue

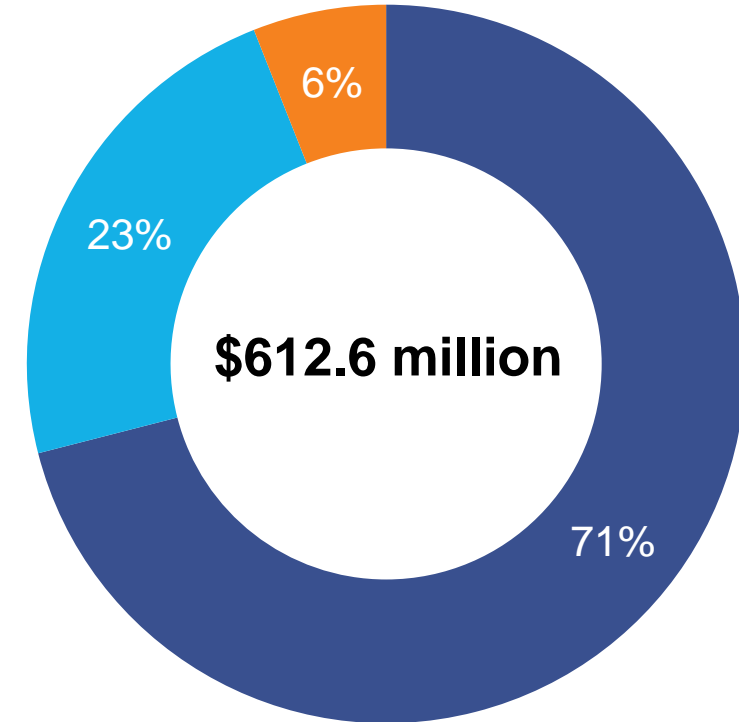
Structural Systems



Electronic Systems



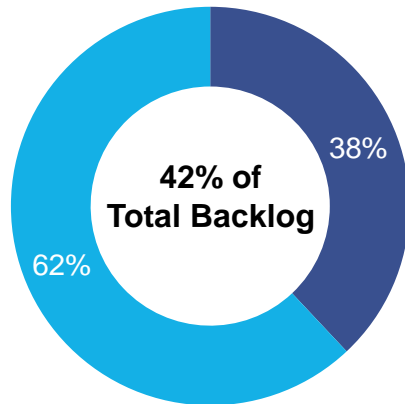
Q1 2021 LTM Revenue



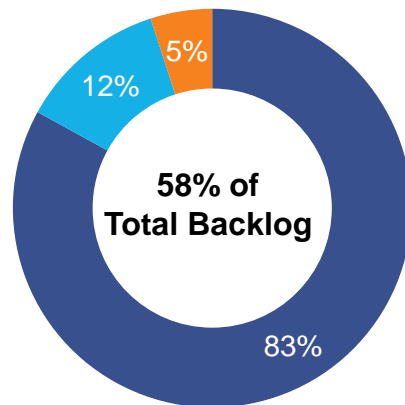
■ Military & Space ■ Commercial Aerospace ■ Industrial

Backlog Supports Focus on Aerospace & Defense Strategy

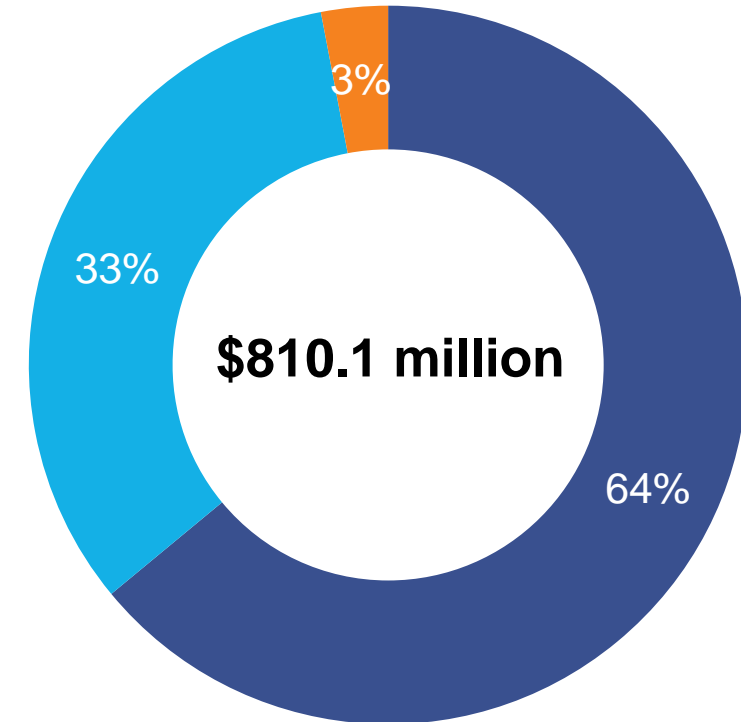
Structural Systems



Electronic Systems



Total Backlog at March 31, 2021



■ Military & Space ■ Commercial Aerospace ■ Industrial

We Go to Market as One Company with Broad Capabilities

Each business is built on a unique set of competencies

Focused Performance Centers of Excellence

Electronic Systems



- Engineered products including cockpit systems, push-button switches, motors, resolvers, lighted panels, and lightning protection



- Circuit card assemblies
- Complex, low volume applications
- Ruggedized for harsh environments



- Integrated assemblies including box-level electronic and mechanical assembly



- Wire harnesses and cables
- Ruggedized, high-temperature, pressure, flexibility and frequency



- Composite materials, metal bonding and autoclave capabilities
- Spoilers, rotor blades, nacelles and missile cases

Structural Systems



- Titanium forming
- Engine ducts, pylons, firewalls, exhaust ducts, and nacelles
- Structural missile assemblies



- Aluminum forming and chemical milling
- Skins, leading edges, stabilizers, and cargo doors



- Engineered products including extruded plastics for aircraft interiors and ammunition handling systems

Carson, CA
Huntington Beach, CA
Saraburi, Thailand

Tulsa, OK
Appleton, WI

Huntsville, AR

Joplin, MO
Berryville, AR

Monrovia, CA

Coxsackie, NY
Parsons, KS

Gardena, CA
Orange, CA
El Mirage, CA

Santa Clarita, CA
St. Croix Falls, WI

Extensive Offerings on Commercial & Military Fixed Wing Aircraft




ELECTRONIC SYSTEMS

- ① Avionics systems
- ② Cockpit controls, lighted panels and switches
- ③ Radar assemblies
- ④ Fuel management systems
- ⑤ Brake systems
- ⑥ Engine and nacelle electronics
- ⑦ Flight surface control systems
- ⑧ Communication and countermeasure systems
- ⑨ Lightning diverter strips and suppressors

STRUCTURAL SYSTEMS

- ⑩ Ailerons, spoilers and other flight control surfaces
- ⑪ Fuselage skins
- ⑫ Passenger and cargo doors
- ⑬ Window surrounds
- ⑭ Engine ducts
- ⑮ Exhaust ducts and nozzles
- ⑯ Tail cones
- ⑰ Extruded plastics (interior)

Diverse Content on Key Missile & Munitions Platforms for Land, Sea & Air



- ELECTRONIC SYSTEMS**
- 1 Target acquisition systems
 - 2 Launch systems
 - 3 Command and control systems
 - 4 Range safety antennas
 - 5 Guidance systems
 - 6 Navigation systems
 - 7 Warhead electronics
 - 8 Umbilical container cables
 - 9 Automated test systems
 - 10 Mission critical components and assemblies for missile defense programs
 - 11 Turret control systems
- STRUCTURAL SYSTEMS**
- 12 Missile defense structural applications
 - 13 Ammunition feed and eject chutes
 - 14 Complete ammunition handling systems

Expansive Footprint on Commercial & Military Rotary Aircraft



ELECTRONIC SYSTEMS

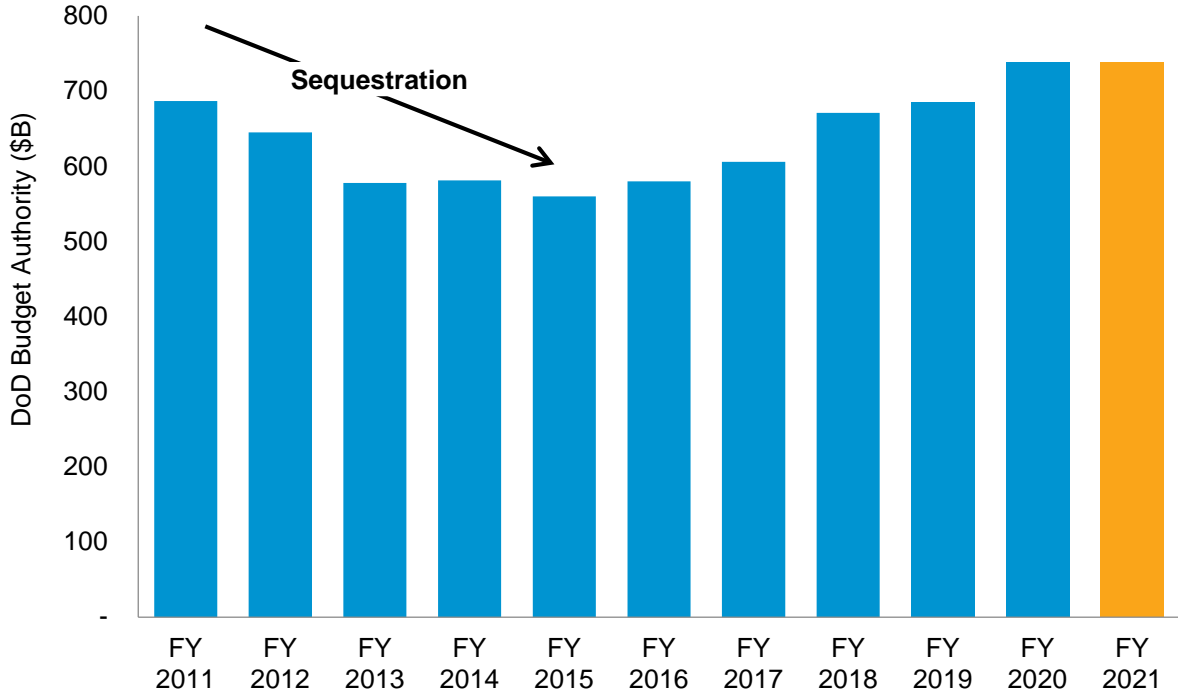
- 1 Cockpit controls, lighted panels and switches
- 2 Communication systems
- 3 Fuel management systems
- 4 Sensor suites
- 5 Avionics systems
- 6 Radar systems
- 7 De-icing systems

STRUCTURAL SYSTEMS

- 8 Rotor blades and blade abrasion strips
- 9 Engine and exhaust ducts, nozzles and heat shields
- 10 Door surrounds and bulkheads
- 11 Window surrounds

Defense Macro Trends – Defense Spending

U.S. Defense Spending



Source: FY2021 Budget Request Overview

Trends

- Revitalization of military readiness with an increasing defense budget with solid funding on missile platforms
- Platform upgrades, especially for both military fixed wing and rotorcraft aircraft
- Military ground vehicle upgrades globally
- Foreign military sales expected to increase
- Increased on-shoring

Growth Drivers

	% of Q1 2021 LTM Revenue⁽¹⁾	% of Backlog⁽¹⁾ at 4/3/2021	Key Platforms
Military and Space	71%	64%	F-18 and F-35 Aircraft Patriot and TOW Missiles Apache and Blackhawk Helicopters
Commercial Aerospace	23%	33%	Airbus A320 and A220 Gulfstream models Boeing 737 MAX

Why We Win

- ✓ Innovative, value-added solutions for tough technical challenges (e.g., temperature, weight, vibration, pressure)
- ✓ Proprietary engineered products with aftermarket support
- ✓ Quality focus with customer satisfaction continuing to increase
- ✓ Unique and niche capabilities in electronics and structural manufacturing services for products and assemblies for increased technology content
- ✓ Agile, flexible and efficient operating model and organization
- ✓ Engineering design and rapid prototyping services support innovative outcomes

Why to Invest in Ducommun

Strategically Positioned

Highly Engineered Products	Strong portfolio of highly engineered proprietary products and services
Blue Chip Customers	Long-term relationships with broad base of blue chip customers
Focused Platform Positions	Aerospace & Defense focused on large fixed wing, rotary and missile platforms

Reliable Business Strategies

Operational Excellence	Lean culture & strategic initiatives designed to optimize invested capital and processes
Focus on Innovation	Commitment to internal investment to maintain differentiation and drive productivity
Efficient Capital Allocation	Consistently strong cash flows to reduce debt and fund long-term growth

Strong Financial Performance

Profitability Gains	Focus on scale, product mix and operational efficiency to enhance profitability
Free Cash Flow Generation	Average free cash flow conversion in excess of net earnings
Sufficient Liquidity	Light covenant credit facility with minimal pay-down requirements through Q4 2024



Appendix

Key Facts

Ducommun Incorporated

Exchange: Ticker	NYSE: DCO
Share price ⁽¹⁾	\$54.56
52-week high / low ⁽¹⁾	\$65.40 / \$30.45
Diluted shares outstanding ⁽²⁾	12.3 million
Market cap ⁽¹⁾	\$646.5 million
Cash ⁽²⁾	\$17.0 million
Net debt outstanding ⁽²⁾	\$294.4 million
Enterprise value	\$940.9 million
Q1 2021 LTM revenue	\$612.6 million
Q1 2021 LTM adjusted EBITDA ⁽³⁾	\$85.1 million

(1) Share price as of 6/30/2021, and actual common shares outstanding as of 4/3/2021

(2) As of 4/3/2021

(3) Adjusted EBITDA is a non-GAAP financial measure. For a reconciliation, please see "Non-GAAP Financial Measures" in the Appendix of this presentation

Non-GAAP Financial Measures

Note Regarding Non-GAAP Financial Information: This presentation contains non-GAAP financial measures, including Adjusted EBITDA (which excludes interest expense, income tax expense (benefit), depreciation, amortization, stock-based compensation expense, net gain on divestitures, loss on extinguishment of debt, goodwill impairment, intangible asset impairment, and restructuring charges).

The Company believes the presentation of these non-GAAP financial measures provide important supplemental information to management and investors regarding financial and business trends relating to its financial condition and results of operations. The Company's management uses these non-GAAP financial measures along with the most directly comparable GAAP financial measures in evaluating the Company's actual and forecasted operating performance, capital resources and cash flow. The non-GAAP financial information presented herein should be considered supplemental to, and not as a substitute for, or superior to, financial measures calculated in accordance with GAAP. The Company discloses different non-GAAP financial measures in order to provide greater transparency and to help the Company's investors to more meaningfully evaluate and compare the Company's results to its previously reported results. The non-GAAP financial measures that the Company uses may not be comparable to similarly titled financial measures used by other companies.

We define backlog as customer placed purchase orders and long-term agreements with firm fixed prices and firm delivery dates of 24 months or less. Backlog is subject to delivery delays or program cancellations, which are beyond our control. Backlog is affected by timing differences in the placement of customer orders and tends to be concentrated in several programs to a greater extent than our net revenues. Backlog in industrial markets tends to be of a shorter duration and is generally fulfilled within a 3-month period. As a result of these factors, trends in our overall level of backlog may not be indicative of trends in our future net revenues.

For more information on our non-GAAP financial measures and a reconciliation of such measures to the nearest GAAP measure, please see the "Reconciliation of GAAP to Non-GAAP Measures" tables.

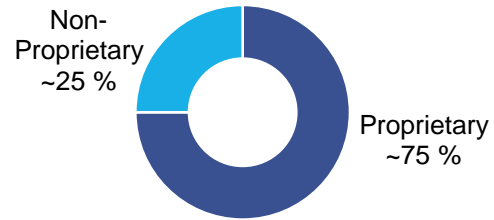
Adjusted EBITDA for Q1 2021 LTM

(dollars in thousands)

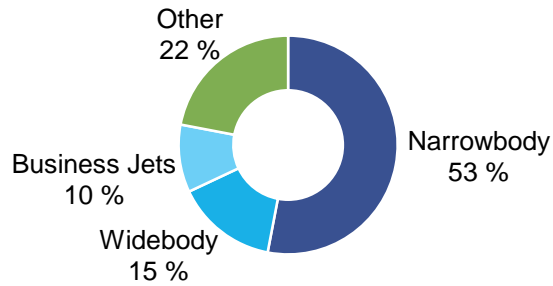
Net income	\$	27,938
Interest expense		12,213
Income tax expense		2,465
Depreciation		13,786
Amortization		14,624
Stock-based compensation		10,153
Restructuring charges		1,768
Guaymas fire related expenses		2,179
Adjusted EBITDA	\$	<u>85,126</u>

Company Snapshot – Additional Details

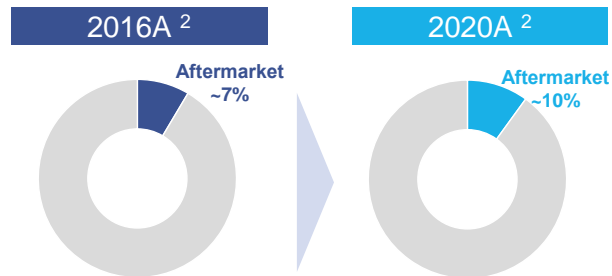
Proprietary Content



Commercial Aerospace Mix¹



Aftermarket Split



Diverse Product Content on Large and Growing Platforms...

Military Aircraft		Commercial Aircraft	
 JSF	 Apache	 B737 Family	 A320
 F/A-18	 Blackhawk	 A220	 B787
Missiles		Space & UAVs	
 Patriot	 Tomahawk	 Artemis	 Predator
 TOW Missile	 SM3/6	 Triton	 MQ-9 Reaper

...Across a Broad Range of Customers

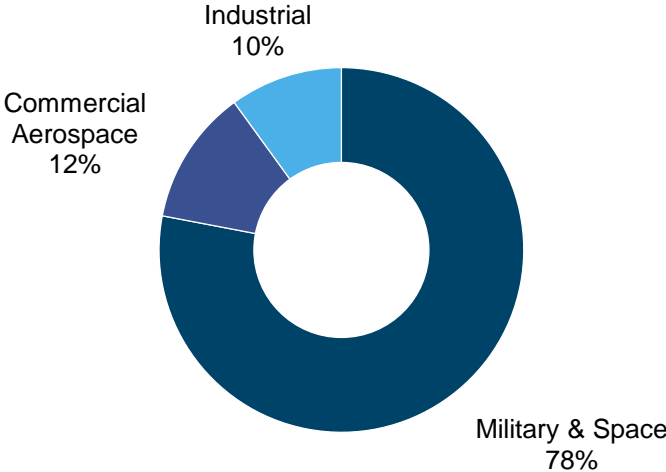


Note: Pie charts based on 2020 Net Revenues mix

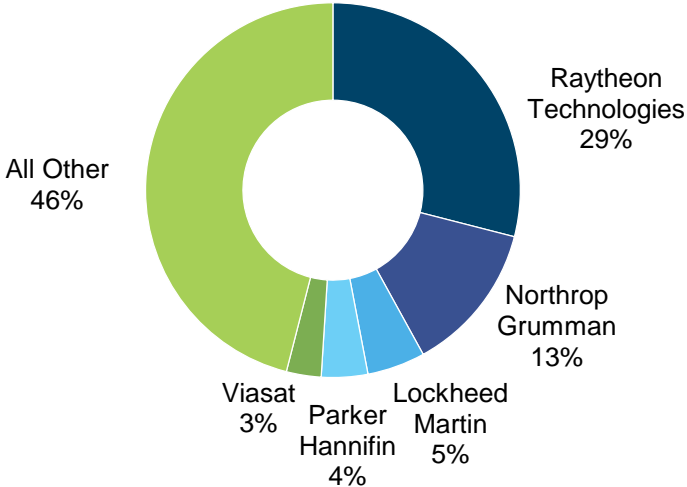
¹ Figures based on backlog as of 2020YE. ² Aftermarket content percentage based on management estimates.

Electronic Systems – Overview

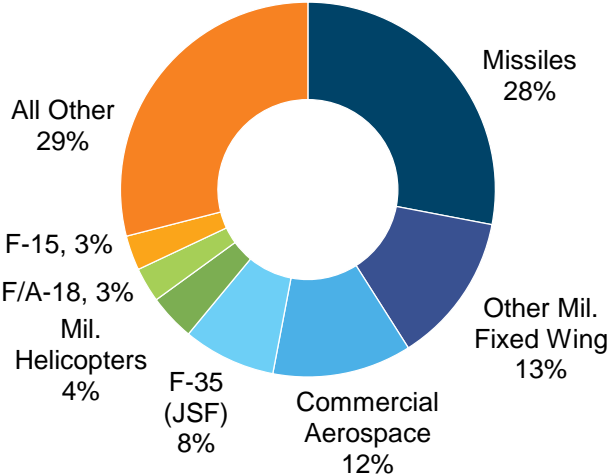
End Market Breakdown¹



Customer Breakdown¹



Platform Breakdown¹



¹ Based on 2020 net revenues.

Electronic Systems – Key Sectors & Applications

Missiles



TOW Missile



Patriot



Tomahawk



SM3/6

- Circuit cards controlling actuation & interconnects
- Integrated missile case interconnects
- Wing deploy & control actuation system motors
- Actuation control units



Military Aircraft and UAVs



Joint Strike Fighter



MQ-9 Reaper



F/A-18



Predator

- Integrated electronic boxes and radar racks
- Interconnects for avionics, radar, sensors, fuel and weapons systems
- Circuit card assemblies
- Cockpit panel assemblies and switches
- Lightning protection
- RF components



Naval



Virginia-class Submarine



AN/BLQ-10



Aegis/DDG-51


- Interconnects and complex electronic boxes
- Interconnects for the hull penetrator on warfare systems
- Electronic assemblies for the controller & detector
- Circuit card assemblies for advance naval radar systems



Space and Communications



Viasat



Inmarsat 6



Artemis



Mars Rover

- Modem and server electronic boxes for In-flight Entertainment (IFE) systems
- Interconnect products for solid fuel boosters
- IFE radome lightning protection
- Resolvers for Mars Rover
- Satellite high power RF switch units



Commercial and Business Aviation



B787



B737 MAX



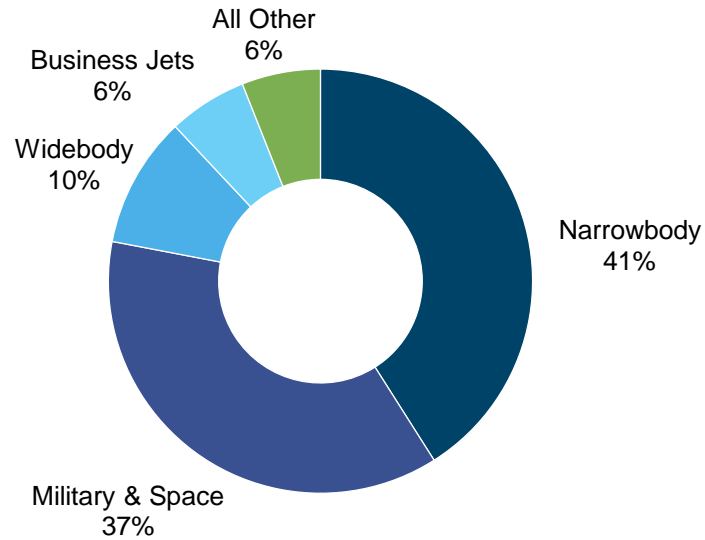
Legacy aftermarket

- Engine start switch modules including legacy models
- Time delay relays and other cockpit panels and switches
- Nose, fuselage and tail radome lightning protection
- Surge suppression for power distribution and common core systems
- Strong legacy aftermarket across many programs

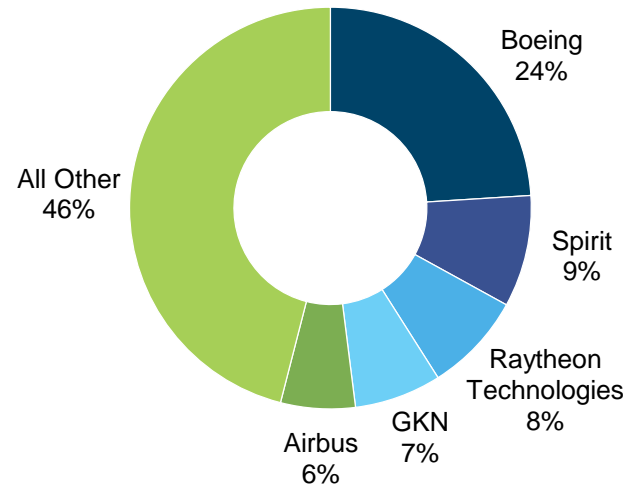


Structural Systems – Overview

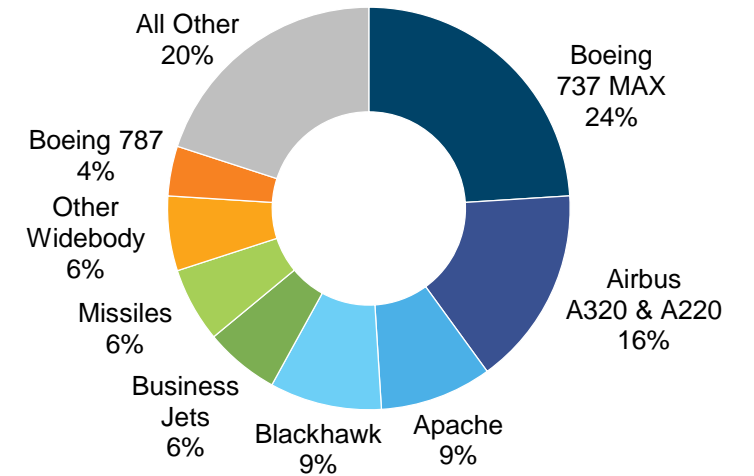
End Market Breakdown¹



Customer Breakdown²



Platform Breakdown¹



Structural Systems – Key Processes

Commercial Aircraft



- Titanium hot and super plastic formed detailed parts
- Composite / metal bond secondary flight control surfaces
- Large aluminum stretch formed and chemical milled fuselage and airframe skins
- VersaCore Composite™ nacelle components
- Extruded thermoplastics



Military Rotorcraft



- Metal bond blades and abrasion strips
- Titanium exhaust ducts
- Titanium door surrounds and bulkheads
- Ammunition handling systems
- Approved OEM / Government repair depot



Missiles, Ground Vehicles, and Other



- Composite missile cases with integrated electronics
- Titanium dorsal fins
- Ammunition handling systems



Business Jets



- Superplastic formed titanium inlet ducts
- Stretch formed aluminum lithium wing support structures

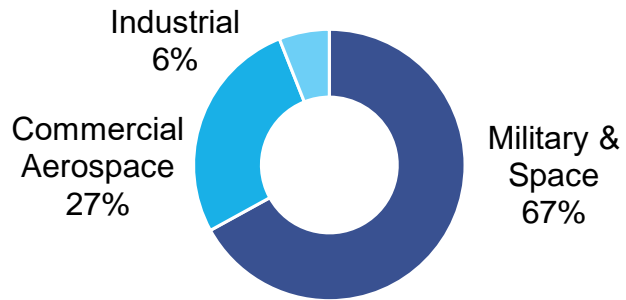


Tier 1 Supplier to Defense Majors and Commercial OEMs



Leading manufacturer mainly as a Tier 1 supplier of complex electronics and structural systems for the commercial aerospace, defense, and space markets

Revenue by End Market



Defense Majors and Commercial Aerospace OEM Customers



Tier 2 Customers

