

INVESTOR Fact Sheet

Q1 2023



Investment Data

(as of May 3, 2023)

NYSE	DCO
52-Week Price Range	\$38.89 - \$58.28
Market Capitalization	\$643.5mm
Shares Outstanding*	12.2mm
Fiscal Year End	December
Website	www.ducommun.com

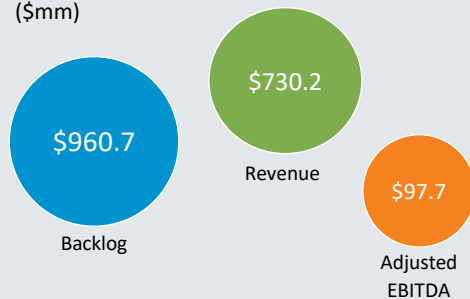
*Common shares outstanding at April 1, 2023

Key Customers

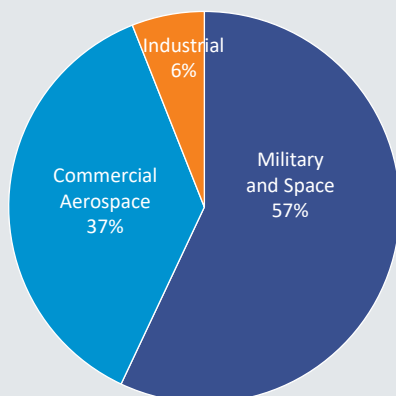
- Boeing
- General Dynamics
- Northrop Grumman
- Raytheon Technologies
- Spirit AeroSystems
- Viasat

LTM Q1 2023 Performance

(\$mm)



Diverse End Markets and Platforms



LTM Q1 2023 Revenue: \$730.2mm

COMPANY PROFILE


Ducommun Incorporated delivers value-added innovative manufacturing solutions to customers in the aerospace, defense and industrial markets. Founded in 1849, the company specializes in two core areas—Electronic Systems and Structural Systems—to produce complex products and components for commercial aircraft platforms, mission-critical military and space programs, and sophisticated industrial applications.

INVESTMENT HIGHLIGHTS

- Customer-focused leading global provider of advanced products and services for the aerospace, defense and other technology-driven markets
- Broad capabilities that enable movement to more sophisticated, higher value-added products
- Focused, niche approach capitalizes on growing market demand opportunities
- Well positioned to benefit from increasing demand for advanced integrated systems
- Focused on growing strategic relationships with blue chip customers
- Strong backlog
- Consistent cash flow

KEY LONG-TERM GROWTH DRIVERS

- Low volume, high mix electronics market
 - Outsourcing trend drives market growth
 - Increased electronics content
 - Strong demand for military electronics solutions on several platforms across missile defense systems, fixed wing aircraft and helicopters
- Recovery of the commercial aerospace industry after the impact of the COVID-19 Pandemic, resulting in increasing build rates on several key programs:
 - Boeing 737 and 787
 - Airbus A320, A330 and A220
- Execution of acquisitions strategy
- New products and technologies such as VersaCore Composite™




INVESTOR FACT SHEET

Q1 2023



Structural Systems (39% of LTM Q1 2023 Revenue)

Designs, engineers and manufactures large, complex contoured aerospace components/assemblies



Electronic Systems (61% of LTM Q1 2023 Revenue)

Designs, engineers and manufactures high-reliability electronic and electromechanical systems and subsystems



Q1 2023 HIGHLIGHTS

- Net revenues of \$181.2 million
- Adjusted net income of \$7.9 million, or \$0.63 per diluted share
- Adjusted EBITDA of \$23.1 million (12.7% of revenue)
- Backlog of \$960.7 million

CONTACT INFORMATION

Suman Mookerji

Senior Vice President, CFO, Controller & Treasurer

657.335.3665

smookerji@ducommun.com

TOP INSTITUTIONAL HOLDERS

Dimensional Fund Advisors
William Blair & Company
RBC Global Asset Management
BlackRock Fund Advisors
Paradigm Capital Management
The Vanguard Group
Goldman Sachs Asset Management
State Street Global Advisors
Renaissance Technologies
DWS Investment Management Americas

SELL SIDE ANALYSTS

RBC Global Asset Management – Ken Herbert
Truist Securities – Michael Ciarmoli
B. Riley & Co. – Mike Crawford

Statements contained in this fact sheet other than those referring to historical facts are forward-looking statements. By nature, such forward-looking statements involve risks and uncertainties because they relate to events and depend on circumstances that will or may occur in the future. Actual results may differ from those expressed in such statements. For a summary of important factors that could cause the Company's results to differ materially from those projected in, or inferred by, the forward-looking statements, please refer to the Company's filings with the Securities and Exchange Commission. The Company is under no obligation to (and expressly disclaims any such obligation to) update or alter its forward-looking statements whether as a result of new information, future events or otherwise.

A reconciliation of any non-GAAP financial measures found in this fact sheet to GAAP financial measures may be found in Company press releases and other related disclosures posted on the Company's website, www.ducommun.com.