

INVESTOR Fact Sheet

Q2 2025



Investment Data

(as of June 27, 2025)

NYSE	DCO
52-Week Price Range	\$51.76 - \$86.64
Market Capitalization	\$1,287.4m
Shares Outstanding*	14.9m
Fiscal Year End	December
Website	www.ducommun.com

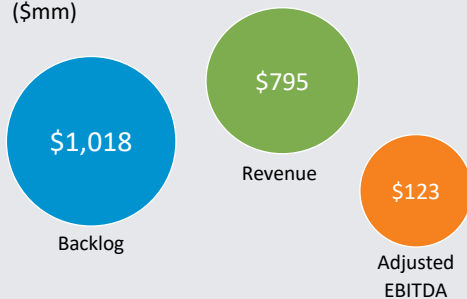
*Common shares outstanding on June 28, 2025

Key Customers

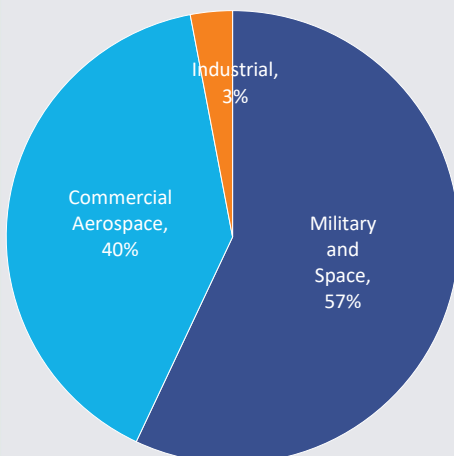
- RTX Corporation
- Boeing
- Spirit Aerosystems
- Northrop Grumman
- Viasat

LTM Q2 2025 Performance

(\$mm)



Diverse End Markets and Platforms



COMPANY PROFILE


Ducommun Incorporated delivers value-added innovative manufacturing solutions to customers in the aerospace, defense and industrial markets. Founded in 1849, the company specializes in two core areas—Electronic Systems and Structural Systems—to produce complex products and components for commercial aircraft platforms, mission-critical military and space programs, and sophisticated industrial applications.

INVESTMENT HIGHLIGHTS

- Customer-focused leading global provider of advanced products and services for the aerospace, defense and other technology-driven markets
- Broad capabilities that enable movement to more sophisticated, higher value-added products
- Focused, niche approach capitalizes on growing market demand opportunities
- Well positioned to benefit from increasing demand for advanced integrated systems
- Focused on growing strategic relationships with blue chip customers
- Strong backlog
- Consistent cash flow

KEY LONG-TERM GROWTH DRIVERS

- Low volume, high mix electronics market
 - Outsourcing trend drives market growth
 - Increased electronics content
 - Strong demand for military electronics solutions on several platforms across missile defense systems, fixed wing aircraft and helicopters
- Recovery of the commercial aerospace industry after the impact of the COVID-19 Pandemic, resulting in increasing build rates on several key programs:
 - Boeing 737 and 787
 - Airbus A320, A330 and A220
- Execution of acquisitions strategy
- New products and technologies such as VersaCore Composite™




INVESTOR FACT SHEET

Q2 2025



Structural Systems (45% of FY 2024 Revenue)

Designs, engineers and manufactures large, complex contoured aerospace components/assemblies



Electronic Systems (55% of FY 2024 Revenue)

Designs, engineers and manufactures high-reliability electronic and electromechanical systems and subsystems



Q2 2025 HIGHLIGHTS

- Net revenues of \$202.3 million
- Net income of \$12.6 million, or \$0.82 per diluted share
- Adjusted net income of \$13.4 million, or \$0.88 per diluted share
- Adjusted EBITDA of \$32.4 million (16% of revenue)
- Backlog of \$1.02 billion

CONTACT INFORMATION

Suman Mookerji

Senior Vice President, CFO

657.335.3665

smookerji@ducommun.com

TOP INSTITUTIONAL HOLDERS

BlackRock Fund Advisors
Paradigm Capital Management
Dimensional Fund Advisors, L.P.
The Vanguard Group
RDST Capital
State Street Global Advisors
GAMCO Asset Management
Geode Capital Management
RBC Global Asset Management
GW & K Investment Management

SELL SIDE ANALYSTS

B. Riley & Co. – Mike Crawford
Goldman Sachs – Noah Poponak
RBC Global Asset Management – Ken Herbert
Truist Securities – Michael Ciarmoli

Statements contained in this fact sheet other than those referring to historical facts, such as key long-term growth drivers, are forward-looking statements. By nature, such forward-looking statements involve risks and uncertainties because they relate to events and depend on circumstances that will or may occur in the future. Actual results may differ from those expressed in such statements. For a summary of important factors that could cause the Company's results to differ materially from those projected in, or inferred by, the forward-looking statements, please refer to the Company's filings with the Securities and Exchange Commission. The Company is under no obligation to (and expressly disclaims any such obligation to) update or alter its forward-looking statements after the date of publication of this fact sheet, whether as a result of new information, future events or otherwise.

A reconciliation of any non-GAAP financial measures found in this fact sheet to GAAP financial measures may be found in Company press releases and other related disclosures posted on the Company's website, www.ducommun.com.